



Primrose Schools

NEWS LETTER

2025-26
NOVEMBER



KINDERGARTEN TO CLASS I

NOV 2025

NEWSLETTER

Paper Collage On Number - 0

PRE KG



NIRANJAN



THANMAYEE



REVANTH



AADHIRAN

Our Pre-KG children explored the number 0 through a fun and creative paper collage activity. They learned the concept of “zero” in a simple, playful way and then used colorful paper pieces to decorate a large outline of the number 0. The activity helped develop fine motor skills, hand–eye coordination, focus, and creativity, while also strengthening number recognition. It was a joy to see our little learners proudly display their vibrant collages—great job, Pre-KG stars!

Clay Moulding Activity

PRE KG



PERINBA - YESHIKA



KRISHIVA SAI - SHERWIN

Our Pre-KG children had an exciting hands-on experience during this week's clay moulding activity, where they explored shapes, textures, and creativity using soft, colourful clay. Little hands eagerly rolled, pressed, and shaped the clay into simple forms, helping strengthen fine motor skills, hand-eye coordination, and imaginative thinking. The activity encouraged self-expression and sensory exploration, and it was delightful to see the children proudly showcasing their unique creations. Well done, Pre-KG artists!



SHRAVYA - GIANNA



ARADHYA - HANSIKA

Tissue Dabbing On Number-10

PRE KG



SHERWIN



NAKSHATHRA



RITHANYA SHREE

Our Pre-KG children enjoyed a vibrant and engaging tissue-dabbing activity as they learned to recognize the number 10, using soft tissue pieces and gentle dabbing motions to fill the number outline with beautiful colors while developing fine motor control, hand-eye coordination, and number awareness. The activity also helped them understand the significance of reaching the number 10 in early counting, making the concept more memorable through playful art. Their enthusiasm, creativity, and confidence were truly heartwarming, and we are proud of the wonderful effort they put into their colorful number 10 creations.



HANSIKA



SHASVANTH



SAYESHA



HANNAH



AARA



RUDRA TARICA



PERINBA

Our Pre-KG children had a joyful and expressive time during their paint brush art session, where they engaged in free hand painting to explore colors, strokes, and creativity; with brushes in hand, the little artists painted freely on their sheets, experimenting with lines, shapes, and patterns while strengthening fine motor skills, hand-eye coordination, and self-expression. This activity also helped them become more comfortable with artistic exploration, giving them the freedom to make their own choices and enjoy the creative process without boundaries, nurturing sensory development and early artistic skills while allowing them to express their thoughts and emotions through color. It was wonderful to see their excitement and pride as they showcased their beautiful, vibrant creations.

Rice Pasting On Letter - O

PRE KG



JASHVIK



AHAANAA



TRIKSHAN VEL

Our little learners explored the *Letter O* through a fun and tactile **rice-pasting activity**! Children strengthened their fine-motor skills by carefully placing rice grains along the shape of the letter, helping them recognize its round form in an engaging, hands-on way.

The activity also encouraged creativity, concentration, and sensory development as the children felt different textures and practiced gentle hand movements. We are proud of how enthusiastically they participated and how beautifully their “O” artworks turned out!



SHRAVYA



KRISHIVA SAI



SIDDESHWARAN

Beehive Using Sponge Dabbing

PRE KG



SIDDHESHESHWARAN LITHISHA KHALID



SHASVANTH RUDRANATH NATASHA



AATMIKA NAVIRAN



AADHIRAA RUDRATARICA AADHINEE

Our Pre-KG children enjoyed a delightful art experience this week as they created their very own beehives using sponge-dabbing techniques on wrapper sheets!

With small sponges dipped in yellow paint, the children gently dabbed patterns to form the look of a honeycomb. This hands-on activity supported fine-motor development, hand-eye coordination, and creativity, while also giving them a fun introduction to how bees build their hives.

The bright yellow honeycomb prints turned out beautifully, and the children were excited to see their artwork come alive. It was a buzzing good time in class!

Rainbow Formation with Tissue Paper

PRE KG



Our Pre-KG learners experienced a magical moment this week as they watched a **rainbow image form** using **tissue paper, paint, and two cups of water!**

Children dipped tissue strips lightly into coloured water and observed with surprise as the colours slowly travelled upward, blending beautifully to create a rainbow effect. This simple experiment introduced them to the idea of **colour mixing, absorption, and capillary action**—all in a fun, child-friendly way. The excitement on their faces was priceless as the colours spread and formed a soft, glowing rainbow. It was a wonderful blend of science and art, sparking curiosity and joy in our little learners!

Squeezing The Wet Sponge Montessori Activity

PRE KG



GIANNA



YESHIKA



KHALID



KRITHVIK SAI

Our Pre-KG children engaged in an enjoyable **Montessori practical life activity** this week—**squeezing a wet sponge!**

Using small bowls of water and soft sponges, the children practised dipping, lifting, and squeezing the sponge to transfer water from one container to another. This simple activity helps develop **fine-motor strength, hand control, concentration, and independence**—all essential early childhood skills.

The little ones loved feeling the water and watching it drip and flow as they squeezed with enthusiasm. It was a calming, hands-on experience that supported both coordination and confidence.



Handprint Flag-Takeaway

PRE KG



PERINBA



SHERWIN




SHASVANTH

Our Pre-KG children celebrated creativity and patriotism through a delightful **handprint Tricolour Indian Flag** activity!

Using safe, child-friendly paints, the little ones dipped their hands in **saffron, white, and green** colours to create vibrant handprints representing the Indian flag. This activity helped them learn about the **Tricolour**, encouraged **sensory exploration**, and strengthened **fine-motor skills**.

The children were excited to see their tiny handprints come together to form a beautiful flag. It was a joyful and meaningful way to introduce them to national symbols.



LITHISHA



AARDHYA

Sankranti Kite - Takeaway

PRE KG



THANMAYEE



PRANEEL



YESHIKA

Our Pre-KG children joyfully celebrated **Sankranti** with a fun and creative **kite-making activity**!

Using bright paper shapes, stickers, and colourful threads, the little ones decorated their own mini kites with great excitement. This hands-on activity allowed them to explore colours and patterns while developing **fine-motor skills**, **creativity**, and **cultural awareness**.

The classroom was filled with festive cheer as the children proudly displayed their beautiful kites. It was a wonderful way to blend art with cultural learning during the Sankranti celebration!



AATMIKA



AARA

Rolling Pin - Montessori Activity

PRE KG



AADHIRAA



ADHINEE



ARADHYA

This week, our Pre-KG children enjoyed a hands-on **Montessori practical life activity** using a **rolling pin**.

The little learners practised rolling soft dough back and forth, strengthening their **fine-motor muscles**, **hand-eye coordination**, and **concentration**. This activity also supports independence as children learn to control pressure and movement while exploring different textures.

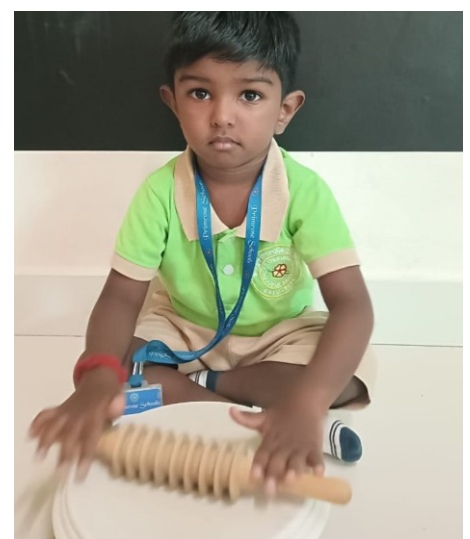
The joy on their faces was evident as they rolled, pressed, and experimented with the dough. It was a simple yet meaningful activity that nurtured both skill development and creativity.



JASHVIK



LITHISHA



REVANTH

Lock And Unlock The Key Montessori Activity

PRE KG



VITTHUN



KHALID



NAVIRAN



AADHIRAN

Our Pre-KG children explored an exciting **Montessori practical life activity** this week — **locking and unlocking with real keys!**

The children practiced holding a key, inserting it into a lock, turning it gently, and opening or closing it. This activity builds **fine-motor control, wrist strength, problem-solving skills, and independence**. It also helps children develop patience and confidence as they master the steps.

The little ones were deeply engaged and proud each time they successfully opened a lock. It was a wonderful hands-on exercise that supported concentration and real-life learning.

Diwali Rocket -Takeaway

PRE KG



SENTHURAN



NATASHA



PRANEEL

As part of our Diwali celebrations, our Pre-KG children enjoyed a colourful and exciting **rocket paper pasting activity!**

Children used vibrant bits of paper to decorate and paste onto a rocket outline, creating their own festive Diwali rocket. This activity helped strengthen **fine-motor skills**, encouraged **creativity**, and allowed the little ones to explore shapes and colours in a joyful way.

The classroom was filled with excitement as the children proudly showcased their sparkling rocket creations. It was a wonderful way to bring the festive spirit of Diwali into our learning space!



SHRAVYA



VITTHUN

Montessori - Flower Counting Activity

PRE KG

Our Pre-KG children participated in a joyful **Montessori flower counting activity**! Using colourful flower counters, the children practised identifying numbers and placing the correct number of flowers beside each numeral. This hands-on activity strengthened their **early math skills**, enhanced **number recognition**, and supported **fine-motor development** as they picked and arranged each flower carefully.

The little learners were excited to count, sort, and create beautiful number-flower arrangements. It was a wonderful blend of learning and play, blooming with curiosity and joy!

SHERWIN



AARA



JASHVIK



RITHANYA SHREE



Montessori – Pouring Water Activity

LKG



ANANYA



MAVRICK



NIRALYA



DHEERAN

Our LKG children engaged in a hands-on **Montessori water pouring activity**. Using small pitchers and cups, the children carefully poured water from one container to another. This activity helps develop **fine-motor skills, hand-eye coordination, concentration,** and **independence**. It also introduces the concept of **volume and control** in a fun, practical way.

The little ones were delighted to see the water move from one cup to another, enjoying the calming and focused experience. It was a simple yet meaningful activity that combined learning with play.



MAGIZHNIDHI



TIYARAA

Monthly Theme Activity

Diya Coloring

LKG



VAISHNIKA NIRALYA ZAINA



VAIBHAV



PARVATHI

As part of our monthly theme, our LKG children participated in a vibrant **diya colouring activity!**

Using bright crayons and colours, the little learners decorated diyas, exploring different colour combinations and expressing their creativity. This activity helped develop **fine-motor skills, hand-eye coordination, and focus**, while introducing them to the festive significance of diyas.

The classroom was filled with colourful creations, and the children were proud to showcase their beautifully coloured diyas. It was a joyful way to combine learning, creativity, and cultural awareness!



SAI ADVAITH



LASHVIKA

Vegetable Printing on Alphabet - M

LKG



J.C.KRITHICK



DRITHI



MAGIZHINI



DHARSHITH

Our LKG children had a fun and creative time exploring **vegetable printing on the letter “M”** this week!

Using cut vegetables dipped in paint, the little learners stamped colourful patterns to form the shape of the letter “M”. This hands-on activity encouraged **fine-motor development, creativity, and letter recognition**, making learning both engaging and sensory-rich.

The children were thrilled to see their colourful prints come together, turning the letter “M” into a vibrant piece of art. It was a joyful way to blend **literacy and creativity** in the classroom!



Monthly Theme Activity

Colorful Tree (Holi)

LKG



LASHVIKA



NAOMIKA



PRITHVIK

As part of our monthly theme on **Festivals**, our LKG children celebrated **Holi** with a vibrant art activity — **creating a colourful tree using colour strips!**

The little learners tore colour strips, crushed them into small balls, and carefully pasted them onto a tree outline. This hands-on activity encouraged **creativity**, **fine-motor development**, and **concentration**, while introducing them to the festive spirit of Holi in a fun, interactive way.

The children were excited to see their colourful creations come to life, turning a simple tree outline into a bright, festive masterpiece. It was a joyful blend of **art, culture and learning!**



SUJAN



SARVESH



MITHWIN

Children's Day - Palm Print Decor

LKG



ABHINAV JESHWITHA NAOMIKA




CHRIS

RAIDEN

Our LKG children celebrated **Children's Day** with a fun and colourful **palm print decoration activity**! Using bright, child-safe paints, the little learners made handprints on paper to create vibrant and joyful designs. This activity helped develop **fine-motor skills**, **hand-eye coordination**, and **creativity**, while also giving them a chance to express themselves through art.


The classroom was filled with colourful handprints and smiling faces as the children proudly displayed their unique creations. It was a cheerful and memorable way to honour the joy of childhood!



ISHMITA



MANASVI



VARUN

Zig Zag Lines Color Paper Sticking

LKG



DHRUV



NETHIYAN



SUDHEEKSHA



KRITI

Our LKG children explored patterns and colours through a fun **zig-zag lines paper pasting activity**! The little learners cut or tore colourful paper and carefully pasted them along zig-zag lines on a sheet. This hands-on activity helped develop **fine-motor skills, hand-eye coordination, and concentration**, while introducing basic **patterns and shapes** in an engaging way.

The children were proud to see their colourful zig-zag creations come to life, turning a simple line into a vibrant work of art. It was a joyful blend of **learning and creativity** in the classroom!



KRITHIK SARAN



ZAIDEN

ANANYA

Montessori - Table Setting Activity

LKG



VAISHNIKA

RUDHVIKA




JOTSNA

ZAIDEN

Our LKG children participated in a **Montessori table setting activity** this week, learning to arrange their snack items independently.

By observing a given **outline drawing**, the little learners carefully placed their **snack box, spoon, and water bottle** in the correct spots. This activity helped develop **concentration, fine-motor skills, hand-eye coordination**, and **practical life independence**. The children enjoyed setting up their own table and proudly completed the task, experiencing the joy of responsibility and self-sufficiency. It was a wonderful hands-on learning experience that combined fun with practical life skills.



FUADH



VIHAAN



POONTHENDRAL

Paper Beads Necklace

LKG



MALHAAR



LEKHA



SIRPIKA


The little learners rolled colourful paper strips into beads and then strung them together to make beautiful necklaces. This hands-on activity helped develop **fine-motor skills, hand-eye coordination, concentration, and creativity**, while giving them a sense of accomplishment as they created wearable art.

The classroom was filled with excitement and colourful necklaces, and the children proudly wore and shared their handmade creations. It was a joyful blend of **craft, learning, and creativity!**



Montessori - Tong and Tweezer Activity

LKG



AATHI



DAYAL



VARNIKA



SHIV RAM



VASHISHT



ZAINA

Our little learners had a fun and engaging time with the **tong and tweezer activity!**

Using tongs and tweezers, the children picked up small objects and transferred them from one container to another. This hands-on activity helps develop **fine-motor skills, hand-eye coordination, concentration, and practical life independence.**

The children were excited to master the precise movements, and the activity provided a playful way to strengthen their dexterity and focus. It was a simple yet effective exercise that combined learning with fun!

Monthly Theme Activity – Paper Plate Santa

LKG



RAIDEN



JESHWITHA



SAMIKSHA

As part of our monthly theme on **Festivals**, our LKG children enjoyed a cheerful **Paper Plate Santa** craft activity!

The little learners used paper plates, colours, and decorative materials to create their own festive Santa faces. This hands-on activity encouraged **creativity**, **fine-motor skills**, and **focus**, while introducing children to the joy and spirit of the Christmas festival.

The classroom was filled with festive cheer as the children proudly displayed their colourful Santas. It was a joyful and engaging way to combine art, learning, and celebration!



Curtain Design Painting

LKG



SUJAN



MANASVI



NETHIYAN

Our LKG children celebrated **Children's Day** with a fun and colourful **palm print decoration activity**! Using bright, child-safe paints, the little learners made handprints on paper to create vibrant and joyful designs. This activity helped develop **fine-motor skills**, **hand-eye coordination**, and **creativity**, while also giving them a chance to express themselves through art.

The classroom was filled with colourful handprints and smiling faces as the children proudly displayed their unique creations. It was a cheerful and memorable way to honour the joy of childhood!



JOTSNA



ZAINA



DHARSHITH



CHRIS XAVI

Monthly Theme Activity – Fashion Parade

LKG



As part of our **monthly theme on Festivals**, our LKG children participated in a lively **fashion parade**!

The little learners dressed up as characters from their **favourite festivals** and confidently shared a few words about their attire and the festival it represents. This activity encouraged **self-expression, confidence, and cultural awareness**, while allowing children to explore and celebrate diverse traditions.

The classroom was filled with colour, joy, and festive spirit as the children proudly showcased their outfits. It was a wonderful way to combine **learning, creativity, and celebration**!



Monthly Theme Activity – Fashion Parade

LKG



Our LKG children had a fun-filled and colourful day with a **fashion parade celebrating festivals!**


Dressed up in costumes representing their favourite festivals, the little ones walked the runway and shared interesting facts about the festival they chose. This engaging activity helped develop **confidence, communication skills, and cultural awareness**, while allowing the children to enjoy the spirit of festivities in a creative way.

The parade was a joyful celebration of **diversity, creativity, and learning**, leaving everyone inspired by the children's enthusiasm and colourful outfits.



Ball Passing Activity

UKG



Our little learners enjoyed a lively **ball passing activity** this week, standing in a line and passing the ball from one child to the next.

This activity helped develop **gross-motor skills, hand-eye coordination, focus, and teamwork**, while also teaching the importance of **patience and taking turns**.

The children were excited to see the ball travel down the line and cheered each other on, making it a fun and engaging way to combine **physical activity, coordination, and collaboration!**

Zig-Zag Race


UKG



JOSHVIKA



MAHADHAN



AVANTHIKA

Our little learners had an exciting and energetic time participating in a **zig-zag race** this week!

Using sticks, the children carefully **dragged saucer cones in a zig-zag pattern**, focusing on controlling their movements while navigating the path. This activity helped develop **gross-motor skills, hand-eye coordination, balance, and concentration**, while adding a fun, competitive element to physical learning.

The children thoroughly enjoyed racing through the zig-zag course, cheering for themselves and their friends. It was a joyful way to combine **fitness, coordination, and teamwork** in a playful setting!



DAMODARA



ASWINTH

Decorating Diya


UKG



PRATHIKSHA



NIDHILLA




THULASIKA

Our UKG children enjoyed a colourful and creative **diya decorating activity** this week!

Using safe paints, glitters, and decorative materials, the little learners transformed plain diyas into vibrant works of art. This hands-on activity helped develop **fine-motor skills**, **creativity**, and **concentration**, while introducing children to the **festive spirit of Diwali**.

The children were excited to showcase their beautifully decorated diyas, bringing warmth and joy to the classroom. It was a wonderful way to combine **art, culture, and learning**!



NITHILAN



KEVIN NITHRAN

Arranging The Cones

UKG




Our UKG children enjoyed a colourful and creative **diya decorating activity** this week!


Using safe paints, glitters, and decorative materials, the little learners transformed plain diyas into vibrant works of art. This hands-on activity helped develop **fine-motor skills, creativity, and concentration**, while introducing children to the **festive spirit of Diwali**.

The children were excited to showcase their beautifully decorated diyas, bringing warmth and joy to the classroom. It was a wonderful way to combine **art, culture, and learning**!





VITHUN



HERA



ABINAV SAI



NETHRA



AARADHYA



JENITA

Our UKG children enjoyed a tactile and creative **sand pasting activity** this week, decorating a **diya image** in bright, festive colours!

The little learners applied glue and carefully sprinkled coloured sand to fill the diya shapes, developing **fine-motor skills**, **hand-eye coordination**, **concentration**, and **creativity**. This sensory activity also introduced them to **texture exploration** in a fun and engaging way.

The classroom was filled with colourful diyas, and the children proudly displayed their sparkling creations. It was a joyful and festive way to combine **art, learning, and Diwali celebrations!**

Skip Counting By 5's

UKG



SRIHITA



TAMIZHINIYAL



KIYARA KIRAN



MEIYAPPAN

Our LKG children participated in a **Montessori table setting activity** this week, learning to arrange their snack items independently.


By observing a given **outline drawing**, the little learners carefully placed their **snack box, spoon, and water bottle** in the correct spots. This activity helped develop **concentration, fine-motor skills, hand-eye coordination, and practical life independence**. The children enjoyed setting up their own table and proudly completed the task, experiencing the joy of responsibility and self-sufficiency. It was a wonderful hands-on learning experience that combined fun with practical life skills.

Snowman Making Using Cotton


UKG




DEV



HAIYMVAR



ATHIYAN KRISHNA



VIVAAN



VIHAAN



GUHAVISHAKAN

Our little learners had a fun and creative winter-themed activity this week by **making snowmen using cotton pasting!** Children used glue and soft cotton to fill in snowman shapes, decorating them with eyes, buttons, and hats. This hands-on activity helped develop **fine-motor skills, hand-eye coordination, creativity, and concentration**, while introducing them to a fun **seasonal theme**. The classroom was filled with cheerful, fluffy snowmen, and the children proudly displayed their creations. It was a joyful way to combine **art, sensory play, and imaginative learning!**

Monthly Theme Event-Rangoli & Art Zone

UKG



DARSHITHA



ADVAITH DIYAN




THESIKA

As part of our **monthly theme on festivals**, our little learners explored **Rangoli making and art zone activities** this week!

Children experimented with **colours, patterns, and textures**, creating beautiful Rangoli designs using safe powders, colours, and decorative materials. This activity encouraged **creativity, fine-motor skills, concentration, and cultural awareness**, while introducing them to traditional festive art forms.

The classroom was filled with colourful patterns and cheerful energy as the children proudly displayed their vibrant creations. It was a joyful way to blend **art, learning, and festival celebrations!**



ROVIN DASS



SHRINIKA



ADHIRA

Satin Ribbon Rose Making Activity

UKG



ADHYANSH PATIAL



SRIHITA



AARADHYA

Our UKG children enjoyed a fun and creative **Satin Ribbon Rose Making Activity** this week! Using colorful satin ribbons, the little ones learned how to fold, roll, and twist the ribbon to create beautiful roses. This hands-on activity helped improve their **fine motor skills, hand-eye coordination, and creativity**. The children were excited to see their ribbons turn into lovely flowers, and they proudly carried home their handmade satin roses.

The activity also encouraged teamwork and communication as the children shared ribbons, helped one another, and followed step-by-step instructions with enthusiasm. Teachers guided them gently, making the process easy and enjoyable. The smiles on their faces showed how proud they felt after completing their beautiful ribbon roses. This creative session not only brightened their day but also strengthened their confidence in trying new craft activities.



JENITA



THEJESWARAN

Children's Day Celebration

KG



CHRIS



TIYARAA



AATHI



Our Pre-KG and LKG children celebrated **Children's Day** with joy and excitement this week!

The celebration included **dance performances by both teachers and children**, creating a lively and fun-filled atmosphere. The little learners also took the stage to **give short speeches about Children's Day**, sharing their thoughts and excitement about the special occasion.

The classroom was filled with laughter, music, and festive cheer as everyone participated enthusiastically. It was a wonderful way to **honour the joy of childhood, build confidence, and celebrate together!**

Children's Day Celebration

KG



To make **Children's Day** extra special, our KG teachers surprised the little learners with a **fun-filled dance performance!**

The children were thrilled and cheered with excitement as their teachers grooved to lively tunes, creating a joyful and memorable atmosphere. This special gesture brought **smiles, laughter, and festive cheer** to the classroom, making the celebration truly unforgettable for the little ones.

It was a heartwarming way to show the children how much they are **loved and celebrated** on their special day!



PRIMARY

NOV 2025

NEWSLETTER

Morning Assembly – Class V Lotus



A positive attitude gives you power over your circumstances instead of your circumstances having power over you.” – Joyce Meyer



Students of Class V Lotus led a thoughtful morning assembly on the theme **“Positive Attitude.”**

Through meaningful speeches, a motivating skit, and a melodious song, they emphasized how positive thinking helps us tackle challenges with courage. The assembly encouraged everyone to stay hopeful and grateful, reminding us that a cheerful mindset can turn difficult situations into opportunities for growth. Their confident performance uplifted the entire school community.



Morning Assembly– Class V Lily

“Respect for ourselves guides our morals; respect for others guides our manners.” – Laurence Sterne

Class V Lily conducted a powerful assembly based on the theme **“Respect and Responsibility.”**

Students shared inspiring real-life examples and performed role-plays that showcased the value of responsible behaviour. Beautiful group songs and reflections highlighted the importance of kindness, honesty, and empathy. Their presentation motivated all students to practice respect at home, in school, and in the community.



20th Annual Sports Day



“Sports teaches you to keep going even when the odds are against you.”

The 20th Annual Sports Day commenced with a heartfelt prayer by teachers and students. The prayer invoked blessings for teamwork, discipline, and fairness. It created an atmosphere filled with motivation and positive energy, preparing everyone for a day of enthusiastic participation. The unity displayed during the prayer set the perfect tone for the celebration.

20th Annual Sports Day



“Strategy is not the consequence of planning, but the opposite: its starting point.” – Henry Mintzberg

Students of Classes IV and V participated eagerly in the chess and carrom selections.

Every move reflected deep concentration, planning, and patience. The event helped students develop logical thinking, calmness under pressure, and sportsmanship. Selected players showcased excellent strategic skills and readiness to represent the school confidently.



20th Annual Sports Day Circuit Run



“Strength doesn’t come from what you can do; it comes from overcoming the things you thought you couldn’t.”

Students of Class II displayed outstanding energy and excitement during the circuit run. They navigated through cones, hurdles, and stations with agility and coordination.



Their infectious enthusiasm inspired the audience and made the event one of the highlights of the day.

20th Annual Sports Day

Yoga Display



“Yoga is the journey of the self, through the self, to the self.”

Bhagavad Gita

The yoga display by Class II was a graceful blend of balance, discipline, and focus.

Students performed asanas such as the tree pose, cobra pose, and warrior pose with remarkable poise. Their synchronized movements demonstrated the importance of mindfulness, physical fitness, and inner calmness.

20th Annual Sports Day

Karate Display



“The ultimate aim of karate lies not in victory or defeat, but in the perfection of character.”
Gichin Funakoshi

Class II students showcased a powerful **Karate demonstration** that impressed everyone.



Their strong blocks, punches, and stances reflected continuous practice, discipline, and determination. The display truly embodied courage, confidence, and self-control.

20th Annual Sports Day

Zumba Display

“Dance is the hidden language of the soul.”

Martha Graham

The Zumba performance by Class II added vibrancy to the ground. Students danced joyfully to lively music, showing great coordination and rhythm. The colourful and energetic performance filled the atmosphere with excitement and smiles.



**Z
U
M
B
A**

**D
I
S
P
L
A
y**

20th Annual Sports Day Prize Distribution




“Success is not always about winning. It is about the effort, the courage, and the joy of giving your best.”

Class II students proudly received prizes for their outstanding participation in Sports Day. Their cheerful spirit, teamwork, and determination were truly commendable. Whether they won a medal or not, each child displayed enthusiasm, discipline, and a positive attitude throughout the events. Teachers, parents, and peers applauded their hard work and sportsmanship, appreciating the confidence and energy they brought to the field. The celebration filled the day with smiles, pride, and unforgettable moments of achievement.



Class I Lotus – Internal Assessment Math







“Mathematics is not about numbers, equations, or algorithms: it is about understanding.”

William Paul Thurston

Students demonstrated a strong grasp of basic operations, number patterns, and shapes. Their growing confidence and accuracy reflected consistent practice and understanding.



Class I Lily – Internal Assessment EVS



“The more curious we are, the more we learn.”
Students showed a clear understanding of living and non-living things, seasons, plants, animals, and their surroundings. Their answers reflected curiosity, awareness, and careful observation. The assessment highlighted their growing interest in exploring the world around them.

Class I Lilac – Internal Assessment

L3 Hindi




“Language is the road map of a culture; it helps us understand and connect.”

Students confidently read letters and words, formed simple sentences, and wrote neatly. Their progress in vocabulary, pronunciation, and sentence formation reflected steady improvement and increasing comfort with the language.

Class II Lotus – Internal Assessment


L3 Hindi









“Technology is best when it brings people together.”

Matt Mullenweg

Students demonstrated a strong understanding of computer parts, basic typing skills, and simple digital tools. They confidently operated the mouse and keyboard, navigated basic applications, and showed curiosity while exploring classroom activities on the computer. Their growing comfort with technology reflected active engagement, enthusiasm, and readiness to learn more in the digital world.



Class II Lily – Internal Assessment Mathematics



“Mathematics is not about numbers alone; it is about thinking clearly and solving wisely.”

Class II Lily students performed exceptionally well in their Mathematics assessment.

They solved questions on addition, subtraction, measurement, and shapes with accuracy and neat presentation. Their logical thinking, careful working steps, and improved problem-solving abilities showcased strong conceptual understanding and growing confidence in the subject.

Class III Lotus – Internal Assessment

Social Studies





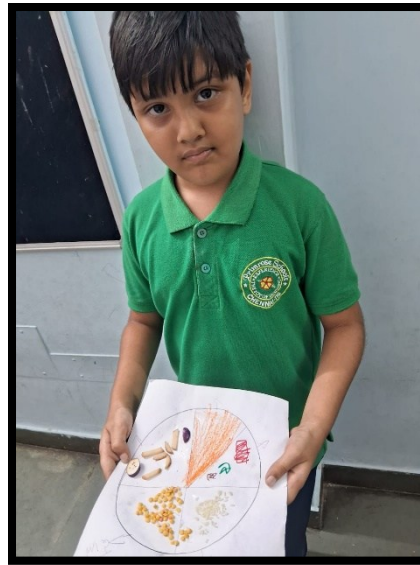
“The more we understand our community, the better we grow within it.”

Students displayed a strong understanding of community helpers, neighbourhood services, festivals, and their significance. Their project work and assessment responses reflected curiosity, awareness, and the ability to relate classroom learning to real-life situations. The assessment highlighted their growing sense of responsibility and their appreciation for the people and traditions that shape their community.



Class III Lily – Internal Assessment



L2 Hindi



“Language is the foundation of expression and the window to new ideas.”

Students read passages with clarity and confidence, applied grammar rules accurately, and wrote short paragraphs with improved structure and vocabulary. Their progress in reading fluency, sentence formation, and creative expression was clearly noticeable. The assessment showcased their growing command over the language and their interest in learning Hindi more effectively.

Class IV Lotus – Internal Assessment English



“The art of communication is the language of leadership.”

James Humes

Students performed exceptionally well in comprehension, grammar, and creative writing. Their ability to understand passages, use appropriate vocabulary, and express ideas clearly showed remarkable improvement. Many students wrote creatively with imagination and confidence, demonstrating growth in sentence construction, grammar application, and overall written expression. The assessment reflected their strong foundation in language skills and their eagerness to communicate effectively.

Class IV Lily – Internal Assessment







Math - 1



“Mathematics is not about numbers alone; it is about thinking clearly and solving problems confidently.” Students solved multiplication, division, and word problems with accuracy and understanding. Their logical reasoning, step-by-step calculations, and ability to apply concepts to real-life situations were commendable. They showed strong numerical skills and confidence while tackling challenging questions. The assessment highlighted their growing proficiency in mathematical thinking and their readiness for more advanced concepts.

Class V Lotus – Internal Assessment

L2 Tamil



“A language is not just words; it is a culture, a tradition, and a way of thinking.”

Students demonstrated strong reading fluency, clear pronunciation, and accurate understanding of grammar concepts during their Tamil assessment. Their ability to interpret passages, use new vocabulary correctly, and write meaningful sentences reflects steady progress. The assessment showcased their dedication, consistent practice, and growing confidence in expressing themselves in Tamil.

Class V Lily – Internal Assessment

Science



“Science is a way of thinking much more than it is a body of knowledge.”

Carl Sagan




Students displayed a clear understanding of key concepts such as force, energy, matter, and simple experiments. Their curiosity, questioning skills, and active participation in hands-on activities were impressive. The assessment highlighted their ability to explain scientific ideas, observe carefully, and apply concepts in real-life situations. Their enthusiasm for experimentation made learning both engaging and meaningful.

MIDDLE SCHOOL

NOV 2025

NEWSLETTER

Class 8 Lily Math 1 Internals



Class 8 Lily engaged on activity on **calculating sugar content in packaged food items**. Students brought various labels, analyzed the nutritional information, and applied mathematical concepts to compare and compute sugar levels. This practical approach made learning enjoyable and helped them understand real-life applications of math.

Class VI Lotus and Lily History & Civics Internal Activity

05.11.2025



Students of Class 6 Lotus and Lily completed their History and Civics internals through a class assignment. As part of the activity, they created impressive **clay models of the *Dharma Wheel* and the *Ahimsa Hand***, helping them connect creatively with the values and symbols they learned about. The session was both engaging and educational.

Class VI Lotus Geography Internal



Students of Class 6 Lotus completed their Geography internals by **creating colourful and informative posters on *Water Conservation***. The activity encouraged awareness, creativity, and responsible thinking as they highlighted simple ways to save water and protect this vital resource.



Class VI Lily L2 Tamil Internal



Students of Class 6 Lily completed their Language II (Tamil) internals through engaging **speech presentations and interactive group activities**. The tasks helped build confidence, improve communication skills, and deepen their understanding of the language in a fun and collaborative way.

Class VI Lotus English

Literature Internal Activity



07.11.2025



Students of Class 6 Lotus completed their English Literature internals through a creative group activity. **Each group conducted an interview-style presentation featuring one Indian author.** The activity helped enhance communication skills, teamwork, and their understanding of Indian literary contributions.




Class VII Lily Math 1 Internal



Class 7 Lily completed their Math-1 internals in an exciting and interactive way. The activity was designed as a **four-level game** where students had to **crack a code at each stage**. By solving problems and unlocking all the levels, they enjoyed a fun, challenging, and engaging learning experience.

Class VII Lotus Math 1 Internal



Class 7 Lotus girls completed their Math-1 internals through an engaging code-cracking game. The activity featured **four progressive levels**, and students had to **solve mathematical clues to move ahead**. Their enthusiasm and teamwork helped them successfully unlock all the levels while enjoying a dynamic learning experience.

Childrens Day Celebration



The Children's Day celebrations began with a heartfelt teachers' prayer followed by lively student performances. The **Tamil teachers** presented a thought-provoking **drama highlighting the power and importance of women**, adding inspiration and meaning to the festivities.



Childrens Day Celebration

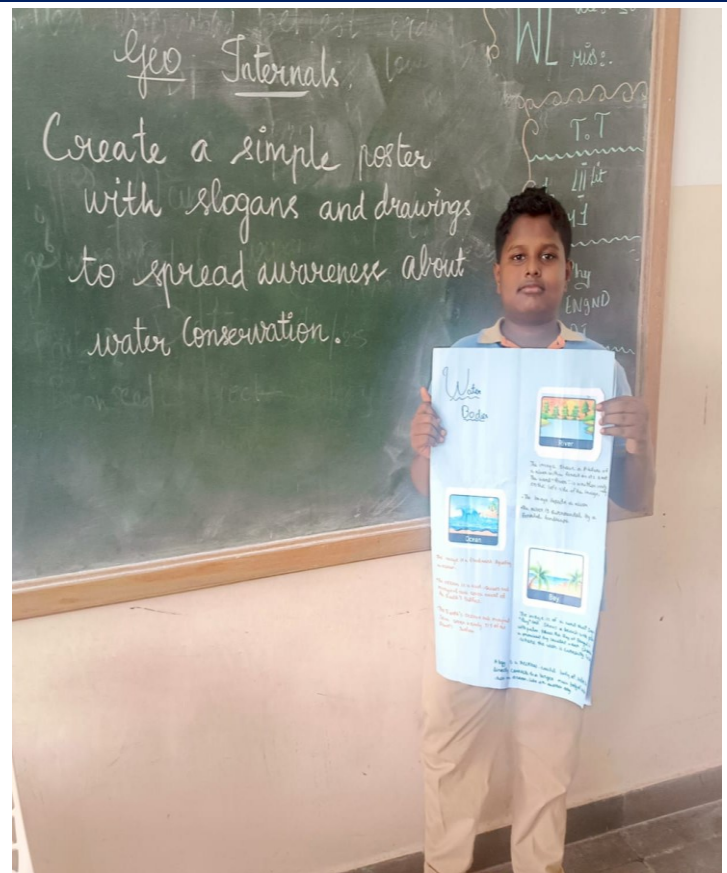


The festivities continued with more student performances.

Our teachers then rocked the stage with their outstanding acts, adding excitement and joy to the event.



Class VI Lily Geography Internal



Students of Class 6 Lily completed their Geography internals by **creating creative posters on *Water Conservation***. The activity encouraged them to think about sustainable practices, express their ideas visually, and raise awareness about the importance of saving water.

Class VIII L2 Tamil Internal




The Class 8 Lotus girls completed their **Tamil Language-2** internals by delivering **confident and creative** speeches. Their performance showcased **language skills, preparation, and confidence**, making learning both fun and inspiring!





Class VI Lotus Morning Assembly




The Class 6 Lotus students conducted an **assembly on encouraging acts of compassion in daily life**, spreading messages of **kindness, empathy, and caring for others**. Their thoughtful presentations motivated everyone to **practice compassion every day**.



Class VI Lily Assembly



Class 6 Lotus conducted an assembly highlighting **acts of compassion in daily life**, inspiring everyone to **be kind and empathetic every day.**



Class IX RT-3



The **Class 9 Science and Commerce** groups have begun their **RT-3 exams**. Students are preparing diligently, gearing up for their **pre-final exams with focus and determination**.





Class IX RT-3



The **Class 9 Science and Commerce** groups have begun their **RT-3** exams. Students are preparing diligently, gearing up for their **pre-final exams** with **focus and determination**.



Class VI L2 Hindi Internal



The **Class 6** students successfully completed their **Language-II (Hindi)** internal assessments, showcasing their **speaking and writing skills** with enthusiasm and confidence.


Class VII Lotus Assembly



The **Class 7 Lotus girls** conducted an assembly on **acts of compassion**, bringing their message to life through a **creative activity**. Their performance encouraged everyone to **practice kindness in daily life**.






Class VI Lily MMC Internals



The Class 6 Lily students completed their MMC internals in innovative ways – by creating advertisements, hosting a radio show, designing their own newspaper, and making posters. This creative approach made learning engaging, practical, and fun!

Class VI Lotus MMC Internals



The Class 6 Lotus students completed their MMC internals in creative ways – making advertisements, hosting a radio show, designing a newspaper, and creating posters. The activity was fun, engaging, and full of learning!


Class 8 Lily L2 Tamil Internals



The **Class 8 Lily** boys completed their **Language-II (Tamil)** internals by delivering **confident and creative speeches**, showcasing their **language skills and public speaking abilities**.



Class VI L2 Tamil Internal



The Class 6 Lily students completed their Language-II (Tamil) internals by reading books aloud, enhancing their reading skills and language confidence.

Class VI Biology Practical



The Class 6 students successfully conducted their final Biology practicals for Term-2, demonstrating their hands-on skills and understanding of concepts.



Class VI Chemistry Practical



Class 6 students successfully completed their Term-2 Chemistry practical exams. They took part in various hands-on experiments and showed good understanding of the topics they learned in class.

Students carefully used the lab equipment, made observations, and recorded their results with interest and enthusiasm. Teachers were happy to see how confident and responsible the students were during the practicals.

Overall, it was a good learning experience and helped students understand Chemistry in a fun and practical way.

Class 8 Lily Math 1 Internals




The **Class 6 students** successfully conducted their **final Physics practicals for Term-2**, demonstrating their **hands-on skills and understanding of concepts**.

Class VII A.I Practical



The Class 7 students successfully completed their final AI practicals for Term-2, showcasing their technical skills and creativity in artificial intelligence projects.


Class 8 Lily Financial Literacy Internals



The **Class 8 Lily** students completed their **Financial Literacy** internals by exploring interesting ways to manage money, developing their practical financial skills and understanding.



Class 8 Lily Financial Literacy Internals



In a fun and interactive way, Class 8 Lotus students completed their Financial Literacy internals, learning creative methods to manage money effectively. The activity helped them apply financial concepts in real-life scenarios.

Class VI Lily English Language Internals



The Class 6 Lily students completed their English Language internals through an oral activity, showcasing their speaking skills and confidence.

HIGH SCHOOL

NOV 2025

NEWSLETTER

ISC EVS Viva



The **Environmental Studies (EVS) Mock Viva** for Class 12 was conducted on **04.11.2025** in the school's **Science Block**. The session aimed to help students prepare for their final board practical examination by improving their understanding of environmental concepts and enhancing confidence in oral presentation. The EVS Mock Viva proved to be a valuable learning experience. It helped students evaluate their preparation level and motivated them to perform better in the final examinations




Class XI SA-1



The examinations were held under the supervision of invigilators, maintaining a fair and stress-free environment. Attendance remained **high**, showing students' dedication. Students followed proper discipline and instructions throughout the exam days. Examinations were conducted for the following subjects: Physics, Chemistry, Biology / Mathematics, Accountancy, Business Studies and Economics. Most students found the examinations **balanced and well-structured**. They expressed that the question papers helped them analyze their strengths and areas needing improvement.



Class XI SA-1 Special Class Chemistry



A **Special Chemistry Class** for Class 11 was conducted on **05.11.2025** in the school's **Science Laboratory**. The session was organized to help students strengthen their understanding of important topics and prepare better for upcoming examinations.

The main objectives were:

To revise **core concepts** from the first term

To provide **extra guidance** on difficult chapters

To give students practical exposure and real-life examples

To clear doubts and provide personalized support



Class XII ISC Psychology Viva



The **Psychology Mock Viva** for Class 12 was successfully conducted on **06.11.2025** in the school's **Science lab**. The session was organized to prepare students for their final board practical examination and to improve their confidence in presenting psychological concepts.

Purpose of the Mock Viva

The main objectives of the mock viva were:

To familiarize students with **board viva-style questioning**.

To strengthen conceptual understanding of psychological theories.

To improve communication and presentation skills.

To provide feedback for better performance in the final practical exam.



Class XII ISC Maths Viva



A **Mathematics Mock Viva** for Class 12 was conducted on **06.11.2025** in Principal chamber. The special highlight of the session was the presence of **Principal Sir**, who observed the proceedings and interacted with the students.

The mock viva was organized to:

Prepare students for the upcoming **Board Practical/Assessment**

Enhance problem-solving and explanation skills

Test conceptual understanding of important mathematical chapters

Boost student confidence for oral examinations.

The **Math Mock Viva with Principal Sir** was a great success. It provided valuable experience, boosted student confidence, and helped them prepare thoroughly for their Class 12 Board Examinations. The school plans to conduct more such sessions for academic excellence.

Class XII ISC Accounts Viva



A **Mock Viva for Accountancy** was organized on **06.11.2025** for Class 12 students in the **Commerce Block**. The unique feature of this session was the participation of the **School Accountant**, who shared practical knowledge of real-world accounting practices. The session was conducted to:

Prepare students for the final **Board Practical Assessment**

Test their understanding of key accounting concepts

Bridge the gap between **theory and practical application**

Help students develop confidence in answering viva questions

Class X ICSE Board Mock Practicals



The **Mock Chemistry Practical** for Class 10 was successfully conducted on **08.11.2025** in the school's **Science Laboratory**. The session was organized to help students prepare for their upcoming board practical examinations and to strengthen their understanding of experimental concepts. During the practical session, students performed and revised key experiments such as:

- Identification of **acids and bases** using indicators
- Observation of **chemical reactions** (combination, decomposition, displacement, double displacement)
- Testing for **carbonate, sulphate, and chloride** radicals
- Preparation of **solutions** and understanding concentrations
- Balancing chemical equations based on observations

Class X ICSE Board Mock Practicals



The **Physics Mock Practical's** for Class 10 were conducted on **08.11.2025** in the school's **Physics Laboratory**. The session was organized to help students gain confidence and prepare effectively for their final board practical examinations. The main objectives of the session were to:

Familiarize students with **lab equipment and procedures**

Strengthen their understanding of physics experiments

Improve their observation and calculation skills

Train them in presenting practical records confidently

Reduce exam stress through practice

Class X ICSE Board Mock Practicals



The **Biology Mock Practical** for Class 10 was conducted on **08.11.2025** in the school's **Biology Laboratory**. The session was organized to prepare students for their upcoming board practical examination and to strengthen their understanding of biological concepts through hands-on experience.

The main aims of the mock practical were to:

Familiarize students with lab equipment and procedures

Improve skills in observation, drawing, and recording results

Provide practice for identifying specimens and slides

Build student confidence for the final practical exam

Class X ICSE Board Practicals Physics

The **Physics Board Practical Examination** for Class 10 was successfully conducted on **13.11.2025** in the **Physics Laboratory**. The exam was held under the supervision of external and internal examiners, following all board guidelines. The board practical aimed to:

Assess students' **experimental skills**

Test their understanding of physics concepts

Evaluate accuracy in **taking measurements**

Check neatness in **circuit diagrams and ray diagrams**

Develop confidence in performing real laboratory work



Class X ICSE Board Practicals Chemistry



The **Chemistry Board Practical Examination** for Class 10 was successfully conducted on **13.11.2025** in the school's **Chemistry Laboratory**. The exam was held under the supervision of teachers and following all ICSE guidelines to ensure a smooth and fair assessment. students performed key experiments, including:

Identification of acids, bases, and salts using indicators

Study of chemical reactions (combination, decomposition, displacement, double displacement). **Preparation of solutions and concentration calculations.** **Observation of gas evolution reactions**

Writing and balancing chemical equations based on experiments

Teachers demonstrated proper techniques and ensured all students followed **safety rules**.



Childrens Day Celebration

The school celebrated **Children's Day** on **14th November** with great enthusiasm and joy. The event was organized to honor students and make them feel special, commemorating the birth anniversary of **Pandit Jawaharlal Nehru**, who loved children dearly.

Purpose of the Celebration The main objectives of the celebration were:

To make students feel **appreciated and valued**

To encourage **fun, learning, and creativity**

To strengthen the bond between **teachers and students**

To provide a **memorable and enjoyable experience** for everyone



Class X ICSE Board Practicals Chemistry

The **SA-1 Art Examination** for Class 11 was successfully conducted on 18.11.2025 in the school's **Art Room**. The exam provided students an opportunity to showcase their **creativity, skills, and imagination** while evaluating their understanding of visual arts concepts.

During the examination, students:

Created **sketches and paintings** using watercolors, pencils, and pastels
Prepared **craft and design projects**

Demonstrated skills in **composition, color blending, and perspective**



Robotics ICSE Board Practical Exam



The **Robotics Board Examination** for Class 10 was successfully conducted on **18.11.2025** in the school's **Robotics Lab**. The exam tested students' understanding of robotics concepts, programming skills, and hands-on ability to build and operate robots.

students participated enthusiastically and showcased creativity and technical skill. They: Handled robots and programming software efficiently Worked in a disciplined manner Presented their projects confidently during viva sessions.

PED Rules ICSE Board Practical Exam



The **Physical Education (PED) Board Examination** for Class 10 was successfully conducted on **18.11.2025** in the school's **sports complex / playground**. The exam assessed students' **fitness levels, practical skills, and theoretical knowledge** related to physical education and health. The main objectives of the PED Board Exam were to:

Evaluate students' **physical fitness and performance** in various activities

Assess understanding of **rules, techniques, and sportsmanship**
Test knowledge of **health, anatomy, and physical education theory**

Encourage teamwork, discipline, and confidence